




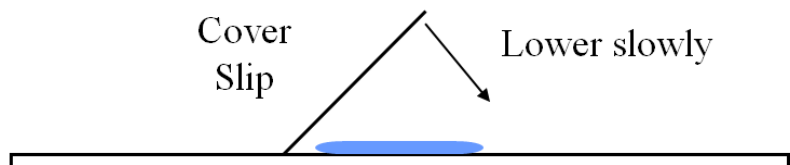

# HOW TO MAKE AN OBSERVATION

1 – Get a clean slide and cover slip from your teacher.




2 – Place **ONE** drop of water in the middle of the slide.

3 - Slowly lower the cover slip on top of the drop.




4 – Place the slide on the stage and view it first with the red-banded objective (4X) and then with the other objectives (10X and 40X).



Student ..... Group ..... Class ..... Date .....

Sample number ..... Town .....

Place .....




\_\_\_\_\_ X

Student ..... Group ..... Class ..... Date .....

Sample number ..... Town .....

Place .....



\_\_\_\_\_ X